

1. Cut out the pattern block shapes from the bottom of the page. Color them to match the key, which is different from the pattern block colors in class. Trace or draw to show what you did.

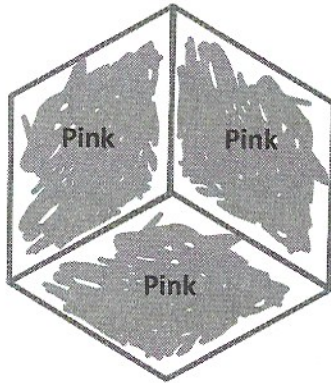
Hexagon—purple

Triangle—orange


Rhombus—pink

Trapezoid—brown



Use 3 rhombuses to make a hexagon.




Use 1 trapezoid, 1 rhombus, and 1 triangle to make 1 hexagon.



I can make a bigger shape, or a composite shape, by putting smaller shapes together!



2. How many smaller squares do you see in this square?



I can find 13 squares in this large square.

I know each little individual square counts as 1, so that makes 9. There are also 4 medium squares that are made of 4 little squares, so altogether that makes 13.

Name _____

Date _____

Cut out the pattern block shapes from the bottom of the page. Color them to match the key, which is different from the pattern block colors in class. Trace or draw to show what you did.

Hexagon—red





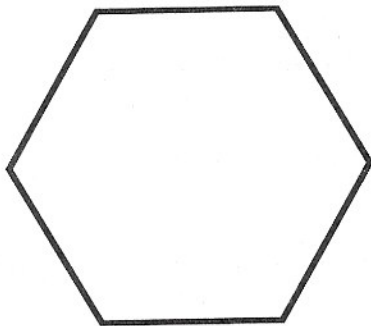

Triangle—blue

Rhombus—yellow

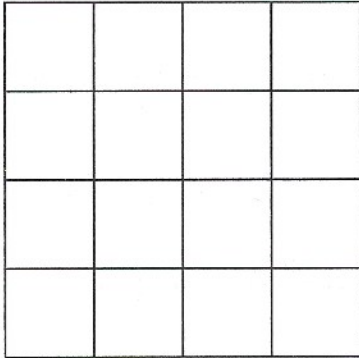
Trapezoid—green

1. Use 3 triangles to make 1 trapezoid.

2. Use 3 triangles to make 1 trapezoid, and then add 1 trapezoid to make 1 hexagon.



3. How many squares do you see in this large square?



I can find _____ squares in this rectangle.