

***Remember to send language arts work either daily or weekly to show you are doing the classwork and participating. We also have this all under Seesaw as well if you would like to turn work in that way as well. You may also continue taking pictures or sending documents of work via email or Remind. We have included the optional items at the end of the document.**

**Day 1—Alexander Graham Bell—A Great Inventor—Language Arts—Question of the Week—
How can a great idea change the way we live?**

Vocabulary for today—

1. **determined**
2. **inventor**
3. **technology**

Read the following song to help you with the words.

Everyday Technology

It takes a determined inventor
To make an invention succeed,
But without determined inventors,
We wouldn't have things that we need.

TV, phones, cars, computers,
And other technology
Changed the whole world.
Without those things
Where would we be?

Fill in the blanks. Use your notebook or Seesaw. Use examples to fill in the blanks.

1. I am **determined** to _____.
2. I think the **inventor** of the airplane must be _____.
3. My favorite invention that uses **technology** is _____.

High Frequency Words/Sight Words—

Practice the high frequency words for the week. These include **early, learn, science, built, through.**

Read the following sentences with the words included in them.

1. We **learn** to crawl **early** in life.
2. He saw how our class **built** this **science** lab.
3. That fawn jumped **through** thick brush.

Read— Alexander Graham Bell-A Great Inventor by Lynne Blanton Illustrated by Guy Francis

— Parents—you may want to just double check it to make sure that the ads are appropriate.

Search under Youtube for the story. It is called **Alexander Graham Bell-A Great Inventor by**

Lynne Blanton Illustrated by Guy Francis. Here is a link

<https://www.youtube.com/watch?v=X8rxszM6amM> but PLEASE watch for the ads beforehand.

Grammar Skills—

Fix this sentence in your notebook—

1. How can u learn to draw.
2. I hav good idea.

This week we are learning about adverbs. An adverb tells more about a verb by showing when, where or how. The word **soon** tells **when**. The game starts **soon**. The word **here** tells **where**. I put the toy **here**. The word **quickly** tells how. We answered **quickly**.

Circle the adverb in each sentence. Then circle, when, where, or how to tell about the adverb.

1. Jill sat quietly at her desk.

when where how

2. Sam will play next.

when where how

3. Ron set the books there.

when where how

4. I went to the store before.

when where how

5. The dog slowly walked in the park.

when where how

Writing—

Writing an Autobiography—An autobiography tells about real events in an author’s life. You are going to pick a part of your own life to write about. Here is an example. You will have today and tomorrow to finish.

Example of an Autobiography—

The Best Day

Last year I was with Mom in a store. A lady asked me to be in a TV ad for the store. I happily said yes. The next day, Mom took me to the store. The lady was there. She told me what to do. She said I should act normally. We practiced for the ad. Then we quickly taped it. The ad was on TV! Soon my family and friends saw it.

Assignment—Make an autobiography about yourself and something that happened to you in real life. This is over 2 days. Altogether, you will need about 5-6 sentences.

Phonics/spelling—

We are working the vowel sound au and aw.

1. Read your decodable with the patterns for the week. It is called **It is No One’s Fault!**
2. Words with aw —Take your pretest for the week.

saw, draw, crawl, straw, law, jaw, paw, lawn, yawn, hawk, through, science

Have somebody at home give you a spelling pretest. Write the words in your journal. How did you do?

Day 2--Alexander Graham Bell—A Great Inventor—Language Arts-

Vocabulary for today—

New words—

stable

stalled

Review Words from yesterday—determined, inventor, technology

Do you remember the words from yesterday? Tell them to an adult at home and what they mean.

Ex.—The 1901 glider was stable enough for a pilot to fly in it. Something that is stable doesn't tip over easily.

The vehicle stalled. If something stalls, it stops running or moving.

Use the spinner to help you pick a way to investigate one of the new words. You can use a paperclip as your spinner like we have done in school or simply close your eyes and point to one. Write your answer to what you picked. Have fun!



High Frequency Words/Sight Words—

Read the Brief Story—(from Reading Street) practicing your words that are highlighted.

Science helps us **learn** safe ways. **Early** science showed us we can keep raw food safe. Awful things happened when food spoiled. **Through** science we learn how we can make things.

Sailboats, steamboats, autos, and railroads were **built** by those who could draw up new plans. Have you seen a countdown for a rocket launch? Pause and thank science for that.

Read—Skill—Text Based Comprehension

Read the story. Follow the directions.



Mr. Lee's class is going on a trip. First, they all get on the bus. It is going to be a fun day. Then the class gets off the bus at Rock Park Zoo. Rock Park Zoo is a big zoo. Next the class walks to the snake house.

1. **Circle** words in the story that help you know the order of events.
2. Write 1, 2, 3 to show the order of story events.

The class gets on the bus. _____

The class walks to the snake house. _____

The class gets off the bus. _____

Grammar Skills—

Fix this sentence in your notebook—

1. I mad something new.
2. Im an inventor?

Adverbs—Review from yesterday 😊

I learned a song today. Today tells when.

Aleck worked on his invention downstairs. Downstairs tells where.

Circle or write the adverb in each sentence that tells when or where.

1. Aleck got sick often.
2. Aleck went away to get better.
3. I built my invention yesterday.
4. I thought a lot about it before.
5. I got a good idea recently.
6. I will work on it next.

Writing—

Finish your writing from Monday. Make an autobiography.

Phonics/spelling— compound words

Two words put together to make one word.

Read the following words—

toybox sailboat snowball rainbow peanut
football headlight crayfish toothbrush mailbox

Words with aw--Spelling

Fill in each sentence or clue with the missing spelling word. You will not use them all. Spelling words—saw, draw, crawl, straw, law, jaw, paw, lawn, yawn, hawk.

Write a list word that belongs in the group.

1. jay, eagle _____
2. hammer, sandpaper, _____
3. skull, ribs, _____

4. skip, walk, _____
5. paint, sketch, _____
6. rule, order _____

Write the missing word.

7. I sat on the _____.
8. My dog sat on some _____.
9. We both began to _____.

*If you want to pick another way to study around your house, go ahead. But, you do need to complete what is up above first.

Day 3—Alexander Graham Bell-A Great Inventor—Language Arts

Vocabulary for today—

New word—

biplane

Review Words from yesterday—

stable

stalled

Review with somebody at home what the word stable and stalls means from yesterday. See if you can do it with no help.

The Wright Flyer was a biplane. A biplane is a plane that has two sets of wings, one above the other. The two sets of wings on a biplane help keep it stable. The Wright brothers took the shape of their biplane from a box kite.

1. Find a picture of a biplane and draw what you found from either the computer or even a magazine.
2. Use biplane in a sentence of your own. 😊

High Frequency Words/Sight Words/Selection Vocabulary—(Our selection vocabulary are the following words: through, learn, science, telephone, heard, built).

1. I see how that dehusker is _____. *Dehusker takes the husk off of corn.
2. She _____ Sam play his piano.
3. My _____ rang early this morning.
4. I hope we _____ new things in science this year.
5. That big piano will not fit _____ this door.

6. Kim has an early _____ class.

Grammar Skills—

Fix these sentences in your notebook—

1. The Toy is one the lawn.
2. It didn't work vary well.

*Write about a time you built or made something. Use adverbs to tell when and where.

Writing—Personal Narrative

Tell about the best day you had with your family. What did you do? Write 3-4 sentences to explain what the day was like.

Phonics/spelling—

Vowel pattern—aw, au

Read the following words to somebody at home to practice our patterns for the week—

pawn thaw shawl haul straw
haunt fault paw claw

Spelling Practice—You pick how to practice your words. We have a spelling document attached. You can pick to write them in ABC order, 3 times each, or make a sentence with at least one spelling word in each sentence. If you want to have somebody at home write words in the boxes that are out of order, they can then give it to you to and you will then solve them (sentence scramble). If using the worksheets provided, you will need to turn them over to complete the last two words. Remember you can always pick something that works for you if you have another way to practice your words.

1. saw
2. draw
3. crawl
4. straw
5. law
6. jaw
7. paw
8. lawn
9. yawn
10. hawk
11. through
12. science

Highlight aw, au, and compound words.

Page 1

Paul Bunyan



People tell tall tales about Paul Bunyan.

Paul had quite a boyhood.

His room was as big as ten football fields.

Page 2

Paul Bunyan



Paul liked to look at the seacoast.

When Paul yawned, he slurped the sailboats right out of the sea.

Page 3

Paul Bunyan



Paul ate five bathtubs full of oatmeal each dawn.

Then Paul and his dad sawed wood. Paul was a hard worker.

Page 4

Paul Bunyan



Paul had a blue ox named Babe. Babe ate thirty bales of straw for a snack.

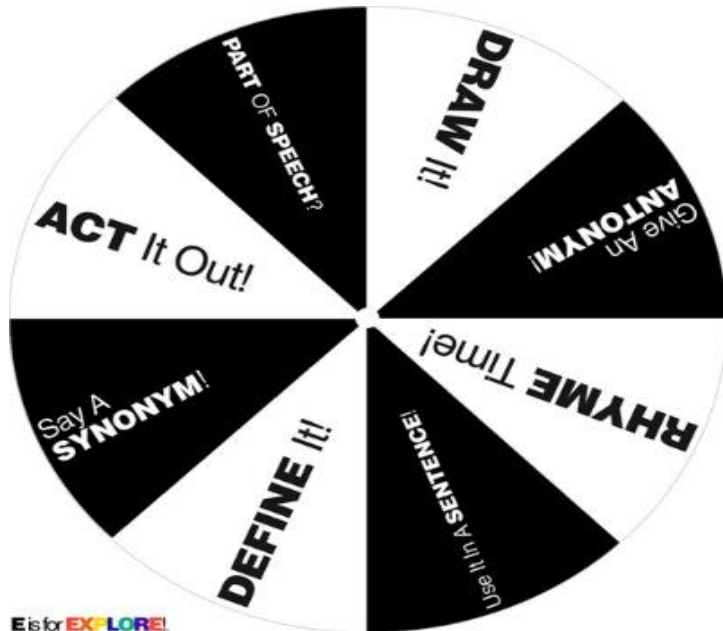
What other tall tales do people

Vocabulary for today—

New words—

sketch—quick drawing

speech—the way you speak and pronounce



Use a paper clip as a spinner or close your eyes and point to one. Which one did you pick? Try and answer it for that question. Remember if you forget what one means you are welcome to try again.

High Frequency Words/Sight Words/Fluent Reading

Read the decodable, “The Ball.” Remember the book is attached from the original email or you can find it in Seesaw.

Please read it once with an adult and once by yourself. Highlight or write all of the words that have the vowels/letters aw, au. Also, don’t forget the compound words.

Grammar Skills—

Fix the following sentences—

1. I saw a hawk fli over the lawen.
2. I waned ta fly.

Circle or write the adverb that tells when or where.

1. Maya and I built our invention yesterday.
 - a. Maya
 - b. built
 - c. yesterday
2. We made it upstairs in my room.
 - a. We
 - b. upstairs
 - c. my
3. We had to start over often.
 - a. had
 - b. start
 - c. often
4. Soon, we figured it out.
 - a. Soon
 - b. figured
 - c. out
5. Next, we showed our parents.
 - a. Next
 - b. we
 - c. parents

Writing—Personal Narrative

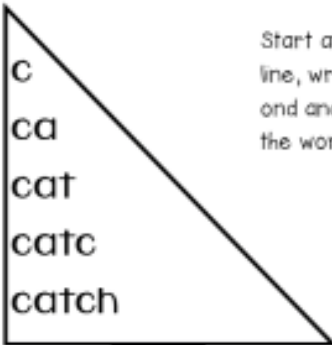
Write 2 to 3 strong sentences about something you have a lot of or something that you collect. Tell me how you started and why you like to have a lot of them.

Spelling—Pick 4 words that you need or want to practice. Complete the spelling sailboats for those words. Your words are--**saw, draw, crawl, straw, law, jaw, paw, lawn, yawn, hawk, through, science**


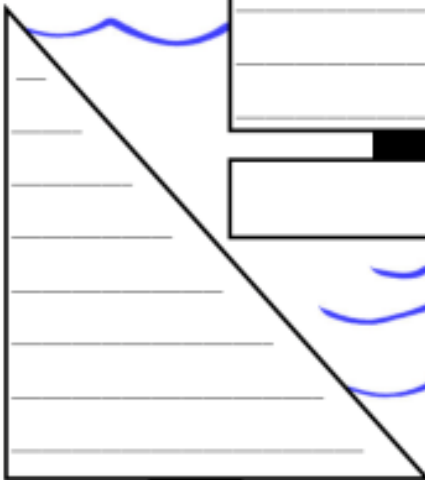
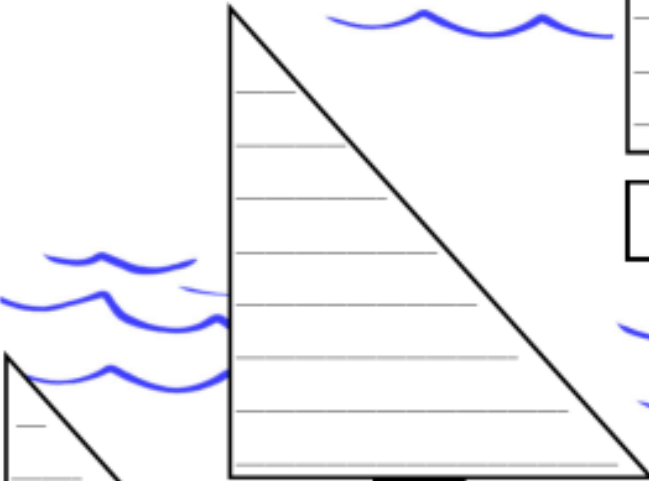
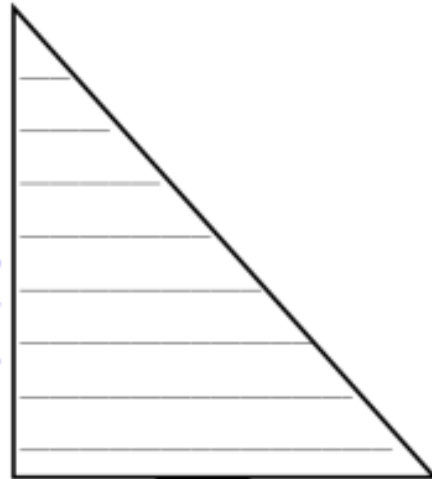
NAME _____

SPELLING SAILBOATS

Start at the top of the sail. Write the first letter on the top line. On the 2nd line, write the first and second letter. On the 3rd line write the first, second and third letter. Continue adding one more letter on the next line until the word is complete.



catch



Day 5—Alexander Graham Bell-A Great Inventor--Language Arts


Most of Friday (or Day 5) is a test and review day. Use today to get caught up on anything you didn't get to this week.

Vocabulary—

Answer in your notebook or on Seesaw OR discuss with a family member at home.

1. Why does an inventor need to be determined?
2. What piece of technology do you think has most changed our world?
3. What do inventors do when progress on their invention has stalled?
4. Why do inventors need to make sketches and speeches?

Spelling--Have somebody at home give you a spelling test. Remember you should spell these on your own. Write and label in your notebook. The words are saw, draw, crawl, straw, law, jaw, paw, lawn, yawn, hawk, through, science.

Sentence to have an adult read to you while you write it.  Paul played football early this morning.

Read these sentences to an adult at home—

1. In science we read about hawks that live downtown.
2. Ted will learn how to make oatmeal with fruit sauce.
3. Did he crawl through the soybean field?
4. That pig built his straw house near the railroad.
5. We saw that play to learn how seaweed grows.
6. He hauled wood when he built our sailboat.
7. Kim can draw in moonlight through the night.
8. Dawn found rainbows in her science book.
9. Austin got up early and played on his seesaw.

Read this story to an adult at home—

Dawn's Gift

Dawn looked at her sweater. There were little holes in the arms. She put the sweater in the laundry. "Mom, may I have a shawl for my birthday?"

"We will see," said Mom. Dawn went to her room. First, she put on a dress with rainbows on it. Next, she slipped on her boots. Last, she put a straw hat on her head. "A shawl would look good with this outfit," she said to her cat. Muffin just yawned and licked her paw.

On her birthday, Dawn woke up at six. Then her mom sang "Happy Birthday." At last Dawn opened her gift. It was wrapped in gauze. Dawn saw a soft, blue shawl. Her mom had knitted it.

"Thanks, Mom." Dawn and Mom smiled and hugged each other.

Fix these sentences in your notebook—

1. I heard the the phone rind.
2. The call wasn't for I.

**Extra Resources if needed for Language Arts-Enrichment
or more practice if needed...**

1. **ABCmouse, Reading IQ, Adventure Academy** –free if used with the code AOFLUNICEF (This code will work for 3 total products.)
2. **MobyMax**—Student number and the password is the student number they use to get on the computers at school. If you cannot get on using the number and you have tried more than once, please add a 1 at the end of the number. Sometimes they have to do that because the number they were issued was already taken somewhere else in the country. So, if my number is 160287, I would put in 1602871 for both the login and password. Let us know if this does not work. If you hit the home button or the three lines at the top, you will get the main menu to pick from different activities.

Don't forget you can also take an **Accelerated Reader** test by going on this website and following the directions in the email that I sent out.

<https://global-zone08.renaissance-go.com/welcomeportal/24187>

1. Click on the link above.
2. Click on student.
3. Put your number in that you use to get on the computers at school. You will then put your number in again for the password.
4. You may get a pop-up that says you need to change your password. Please disregard.
5. Then, you will get a box saying to type the name of your book into the box. Type it in and hit enter.
6. The book should come up if typed correctly. Please note that almost every book is in this system. However, sometimes you may come across one that is not.
7. You will hit the button "quiz" and some questions will appear on whether or not you read it by yourself or with an adult. Then, you should get a small test with 10 questions that pop up.
8. Take the test and see how you do. Feel free to reach out and let me know. I can always check on my end as well.

Reading Log K-1

Parent/Guardian:

Reading to/with your child is very much encouraged at an early age. It helps your child gain the sense that letters make up words, words make up sentences, and sentences can make up stories. Please be sure to have a discussion with your child about what he/she has read. Please have your child read every day and respond to what he/she has read using the log. Your child can respond using pictures if he/she cannot write yet. Please be sure to sign the log as well.

Student: _____ **Class** _____

<p style="text-align: center;">Title:</p> <p style="text-align: center;">_____</p> <p style="text-align: center;">Date</p> <p style="text-align: center;">_____</p> <p>Fiction Non Fiction</p>	<p>What was your favorite part from today's reading?</p>		
<p style="text-align: center;">Title:</p> <p style="text-align: center;">_____</p> <p style="text-align: center;">Date</p> <p style="text-align: center;">_____</p> <p>Fiction Non Fiction</p>	<p>Who is the main character? (Draw and Label)</p>		
<p style="text-align: center;">Title:</p> <p style="text-align: center;">_____</p> <p style="text-align: center;">Date</p> <p style="text-align: center;">_____</p> <p>Fiction Non Fiction</p>	<p>Beginning</p>	<p>Middle</p>	<p>End</p>
<p style="text-align: center;">Title:</p> <p style="text-align: center;">_____</p> <p style="text-align: center;">Date</p> <p style="text-align: center;">_____</p> <p>Fiction Non Fiction</p>	<p>What is the setting?</p>		
<p style="text-align: center;">Title:</p> <p style="text-align: center;">_____</p> <p style="text-align: center;">Date</p> <p style="text-align: center;">_____</p> <p>Fiction Non Fiction</p>	<p>How many stars would you give for today's reading? (Circle one)</p> <div style="display: flex; justify-content: space-around; align-items: center; margin-top: 10px;"> </div>		
<p>Parent Signature for the week:</p> <p>x _____</p>			

If you don't have a printer, you can also keep track reading in your notebook.

Don't forget you can also take an **Accelerated Reader** test by going on this website and following the directions in the email that I sent out.

<https://global-zone08.renaissance-go.com/welcomeportal/24187>

9. Click on the link above.
10. Click on student.
11. Put your number in that you use to get on the computers at school. You will then put your number in again for the password.
12. You may get a pop-up that says you need to change your password. Please disregard.
13. Then, you will get a box saying to type the name of your book into the box. Type it in and hit enter.
14. The book should come up if typed correctly. Please note that almost every book is in this system. However, sometimes you may come across one that is not.
15. You will hit the button "quiz" and some questions will appear on whether or not you read it by yourself or with an adult. Then, you should get a small test with 10 questions that pop up.
16. Take the test and see how you do. Feel free to reach out and let me know. I can always check on my end as well.